



## **ПвЭгаПнг-НФ-110 1х350 ТУ У 31.3-00214534-060:2011**

Power cables with copper conductor, flame-retardant and halogen-free, with XLPE, longitudinal and transverse screen sealing and polymer compound outer sheath

Technical cable requirements correspond to IEC 60840

Cables are used for laying:

- *in premises, tunnels, ducts, mines, dry soil and outdoor under shelter*
- *at sites, where low smoke and corrosive gas emission are required (NPP, subway, large industrial facilities, high-rise buildings, etc.)*

It is possible to manufacture cables with extruded semiconductor layer along outer sheath.

Order entry example:

ПвЭгаПнг-НФ-П-110 1х350/95 ТУ У 31.3-00214534-060:2011

An extruded semiconductor layer along outer sheath ensures the correct testing of cable line with sections of underground laying in polymer pipes.

It is possible to manufacture cables with an integrated fiber-optic module.

Order entry example:

ПвЭгаПнг-НФ-110 1х350/95 (ОМ) ТУ У 31.3-00214534-060:2011

In conjunction with the DTS system, the integrated fiber-optic module can act as a distributed cable line temperature sensor.

It is possible to manufacture cable with sealed conductor.


Order entry example:

ПвЭгаПнг-НФ-110 1х350/95 (г) ТУ У 31.3-00214534-060:2011

Fire safety code in accordance with ДСТУ 4809:2007: ПБ102122000

Products of this mark meet the requirements:

- *single wire cable flame retardance*
- *toxicity class Tk2 of the combustion products of nonmetallic elements (toxicity index from 40 up to 120 g/m<sup>3</sup>)*
- *class ДТк1 on smoke-forming ability by smouldering of non-metallic elements (coefficient of smoke formation from 50 to 500 m<sup>2</sup>/kg)*
- *class ДПк2 on smoke-forming ability by combustion (minimum luminous flux more than 60 %)*
- *corrosive class Kk2 of combustion products of non-metallic elements (the number of halogen hydrides less than 150 mg/g, pH more than 4.3, specific conductivity less than 10 μS/mm)*



## ПвЭгаПнг-НФ-110 1x350 ТУ У 31.3-00214534-060:2011

Power cables with copper conductor, flame-retardant and halogen-free, with XLPE, longitudinal and transverse screen sealing and polymer compound outer sheath

### TECHNICAL SPECIFICATIONS


|  |                 |   |
|--|-----------------|---|
| Rated voltage  | kV              | 110   |
| Maximum voltage  | kV              | 126   |
| Conductor rated area   | mm <sup>2</sup> | 350   |
| Minimum screen cross-section   | mm <sup>2</sup> | 95  |
| Partial discharge factor for rated voltage, not more than                        | pC              | 6   |
| Permissible short circuit current across the screen of minimum cross-section     | kA              | 7.1   |
| Maximum permissible short-circuit current in core                                | kA              | 50.1  |
| Permissible continuous current rating by aerial laying *                         |                 |   |
| • in trefoil formation with double-side screen earthing                          | A               | 733   |
| • in trefoil formation with single-side screen earthing or cross screen earthing | A               | 767   |
| • plane with double-side screen earthing   | A               | 753   |
| • plane with single-side screen earthing or cross screen earthing                | A               | 886   |
| Permissible continuous current rating by burial *                                |                 |   |
| • in trefoil formation with double-side screen earthing                          | A               | 581   |
| • in trefoil formation with single-side screen earthing or cross screen earthing | A               | 617   |
| • plane with double-side screen earthing   | A               | 540   |
| • plane with single-side screen earthing or cross screen earthing                | A               | 646   |
| Maximum permissible conductor temperature  |                 |   |
| • Continuous   | °C              | +90   |
| • in emergency operation   | °C              | +130  |
| • at short circuit   | °C              | +250  |
| Operating temperature range  | °C              | -60 ... +50   |
| Minimum bending radius by laying   | mm              | 1184  |
| Rated outer diameter of the cable (for reference) **                             | mm              | 74  |
| Cable weight (approximate)   | kg/km           | 9460  |
| Rated factory cable length and gross weight of the delivery on the drums         | m, t            | # 22УД-60: 319 • 3.9<br># 25УД-90: 583 • 7.1<br># 26УД-100: 799 • 9.4 |

#### Notes:

When ordering it is necessary to agree the factory length of the product with the manufacturer

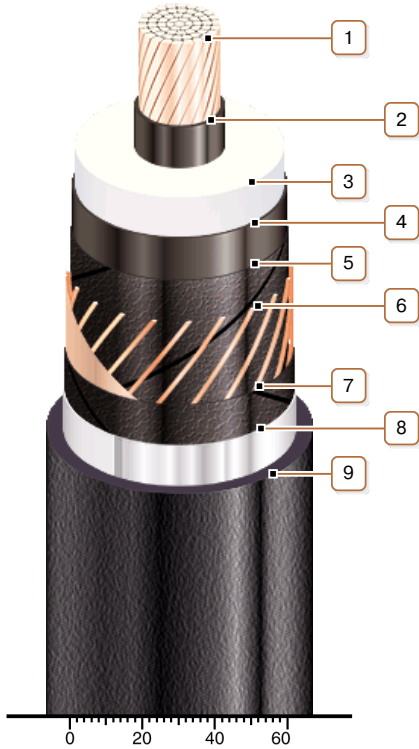
\* Long permissible current loads are calculated for the following conditions: conductor temperature 90 °C, air temperature 30 °C, soil temperature 20 °C, load factor 1.0, thermal resistivity of soil 1.0 °K·m/W, laying depth in the ground 1.5 m, while laying in flat formation the distance between cables in clear is equal to the cable diameter, while laying in trefoil formation cables are laid side by side

\*\* The external diameter may differ from the rated up to ± 10 %



## ПвЭгаПнг-НФ-110 1х350 ТУ У 31.3-00214534-060:2011

Power cables with copper conductor, flame-retardant and halogen-free, with XLPE, longitudinal and transverse screen sealing and polymer compound outer sheath



### CONSTRUCTION

**1. Copper multiwire compact conductor**

*Note: It is possible to manufacture cable with sealed conductor.*

**2. Inner extruded semiconducting layer**

**3. XLPE insulation**

**4. Outer extruded semiconducting layer**

**5. Lapping layer of semiconductive swellable tape**

**6. Copper screen**

*Note: It is possible to manufacture a cable with a fiber optic module built into the screen, including as a DTS system sensor*

**7. Lapping layer of semiconductive swellable tape**

**8. Alumopolymer tape**

**9. Polymer compound outer sheath: flame-retardant and halogen-free**

*Note: It is possible to manufacture cable with extruded semiconductor layer along outer sheath*