

## **ПвЭгаАкПнг-НФ-35 1х50** **ТУ У 31.3-00214534-058:2007**

Single-core power cables with copper conductor, flame-retardant and halogen-free, with XLPE, aluminium-wire armoured, longitudinal and transverse screen sealing, with outer polymer compound sheath

Due to non-magnetic armour, cables operate at AC  
Technical cable requirements correspond to IEC 60502-2

Cables are used for laying:

- *in places, where small mechanical impacts on cable are possible, including tensile forces*
- *in premises, tunnels, ducts, mines, dry soil and outdoor under shelter*
- *at sites, where low smoke and corrosive gas emission are required (NPP, subway, large industrial facilities, high-rise buildings, etc.)*
- *single laying*

It is possible to manufacture cables with extruded semiconductor layer along outer sheath.

Order entry example:

ПвЭгаАкПнг-НФ-П-35 1х50/16 ТУ У 31.3-00214534-058:2007

An extruded semiconductor layer along outer sheath ensures the correct testing of cable line with sections of underground laying in polymer pipes.

It is possible to manufacture cables with an integrated fiber-optic module.

Order entry example:

ПвЭгаАкПнг-НФ-35 1х50/16 (ОМ) ТУ У 31.3-00214534-058:2007

In conjunction with the DTS system, the integrated fiber-optic module can act as a distributed cable line temperature sensor.

It is possible to manufacture cable with sealed conductor.

Order entry example:


ПвЭгаАкПнг-НФ-35 1х50/16 (г) ТУ У 31.3-00214534-058:2007

It is possible manufacturing of cables in versions (A) and (B), flame-retardant when laying in bunches

Fire safety code in accordance with ДСТУ 4809:2007: ПБ102122000

Products of this mark meet the requirements:

- *single wire cable flame retardance*
- *toxicity class Tk2 of the combustion products of nonmetallic elements (toxicity index from 40 up to 120 g/m<sup>3</sup>)*
- *class ДТк1 on smoke-forming ability by smouldering of non-metallic elements (coefficient of smoke formation from 50 to 500 m<sup>2</sup>/kg)*
- *class ДПк2 on smoke-forming ability by combustion (minimum luminous flux more than 60 %)*
- *corrosive class Кк2 of combustion products of non-metallic elements (the number of halogen hydrides less than 150 mg/g, pH more than 4.3, specific conductivity less than 10 μS/mm)*



## ПВЭгаАкПнг-НГ-35 1х50 ТУ У 31.3-00214534-058:2007

Single-core power cables with copper conductor, flame-retardant and halogen-free, with XLPE, aluminium-wire armoured, longitudinal and transverse screen sealing, with outer polymer compound sheath

### TECHNICAL SPECIFICATIONS

|  |                 |   |
|--|-----------------|---|
| Rated voltage  | kV              | 35  |
| Maximum voltage  | kV              | 42  |
| Number and rated area of conductors  | mm <sup>2</sup> | 1 x 50  |
| Insulation thickness   | mm              | 8.6   |
| Minimum screen cross-section   | mm <sup>2</sup> | 16  |
| Permissible short circuit current across the screen of minimum cross-section | kA              | 3.3   |
| Maximum permissible short-circuit current in core                            | kA              | 7.2   |
| Permissible continuous current rating *                                      |                 |   |
| • by aerial laying in trefoil formation                                      | A               | 238   |
| • by aerial flat laying  | A               | 286   |
| • by burial in trefoil formation   | A               | 196   |
| • by burial flat   | A               | 203   |
| Partial discharge factor for rated voltage, not more than                    | pC              | 6   |
| Maximum permissible conductor temperature                                    |                 |   |
| • Continuous   | °C              | +90   |
| • in emergency operation   | °C              | +130  |
| • at short circuit   | °C              | +250  |
| Operating temperature range  | °C              | -60 ... +50                                   |
| Minimum bending radius by laying   | mm              | 736   |
| Rated outer diameter of the cable (for reference) **                         | mm              | 46  |
| Cable weight (approximate)   | kg/km           | 2560  |
| Rated factory cable length and gross weight of the delivery on the drums *** | m, t            | # 20аУД-60: 840 • 2.8<br># 22УД-60: 848 • 3.1 |


#### Notes:

When ordering it is necessary to agree the factory length of the product with the manufacturer

\* Long permissible current loads are calculated for the following conditions: conductor temperature 90 °C, air temperature 30 °C, soil temperature 20 °C, thermal resistivity of soil 1.5 °K·m/W, laying depth in the soil 0.8 m, while laying in flat formation the distance between cables in clear is equal to the cable diameter, while laying in trefoil formation cables are laid side by side, shields are earthed on both ends of the line

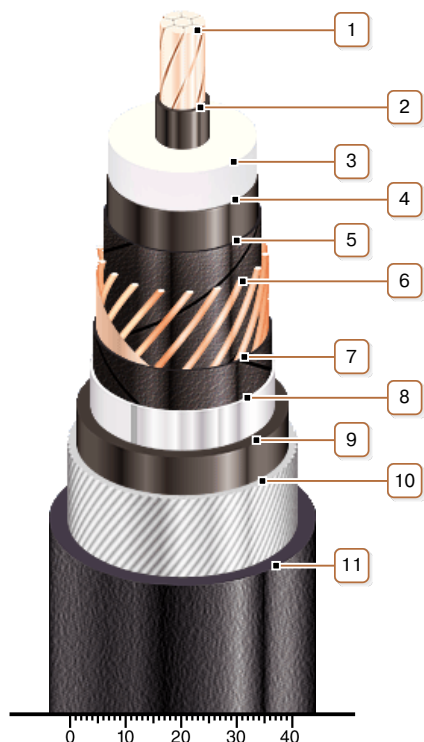
\*\* The external diameter may differ from the rated up to ± 10 %

\*\*\* Отклонение фактической массы брутто от указанного значения может составлять ± 7 %



## ПвЭгаАкПнг-НГ-35 1х50 ТУ У 31.3-00214534-058:2007

Single-core power cables with copper conductor, flame-retardant and halogen-free, with XLPE, aluminium-wire armoured, longitudinal and transverse screen sealing, with outer polymer compound sheath



### CONSTRUCTION

**1. Copper multiwire compact conductor**

*Note: It is possible to manufacture cable with sealed conductor.*

**2. Inner extruded semiconducting layer**

**3. XLPE insulation**

**4. Outer extruded semiconducting layer**

**5. Lapping layer of semiconductive swellable tape**

**6. Copper screen**

**7. Lapping layer of semiconductive swellable tape**

**8. Alumopolymer tape**

**9. Extruded bedding of polyethylene**

**10. Aluminium-wire armour**

**11. Polymer compound outer sheath: flame-retardant and halogen-free**

*Note: It is possible to manufacture cable with extruded semiconductor layer along outer sheath*