**ПвЭгПнг-HF-10 3x240**  
**ТУ У 31.3-00214534-058:2007**

Power cables with copper conductors, flame-retardant and halogen-free, with XLPE, longitudinal screen sealing and polymer compound outer sheath

For the cable of this mark correspond the foreign-made analogues:

N2XSEH (DE)

Technical cable requirements correspond to IEC 60502-2

Cables are used for laying:

- *in premises, tunnels, ducts, mines, dry soil and outdoor under shelter*
- *at sites, where low smoke and corrosive gas emission are required (NPP, subway, large industrial facilities, high-rise buildings, etc.)*
- *single laying*

It is possible to manufacture cables with extruded semiconductor layer along outer sheath.

Order entry example:

ПвЭгПнг-HF-П-10 3x240/25 ТУ У 31.3-00214534-058:2007

An extruded semiconductor layer along outer sheath ensures the correct testing of cable line with sections of underground laying in polymer pipes.

It is possible to manufacture cables with an integrated fiber-optic module.

Order entry example:

ПвЭгПнг-HF-10 3x240/25 (ОМ) ТУ У 31.3-00214534-058:2007

In conjunction with the DTS system, the integrated fiber-optic module can act as a distributed cable line temperature sensor.

It is possible to manufacture cable with sealed conductors.

Order entry example:


ПвЭгПнг-HF-10 3x240/25 (Г) ТУ У 31.3-00214534-058:2007

It is possible manufacturing of cables in versions (A) and (B), flame-retardant when laying in bunches

Fire safety code in accordance with ДСТУ 4809:2007: ПБ102122000

Products of this mark meet the requirements:

- *single wire cable flame retardance*
- *toxicity class Tk2 of the combustion products of nonmetallic elements (toxicity index from 40 up to 120 g/m<sup>3</sup>)*
- *class ДТк1 on smoke-forming ability by smouldering of non-metallic elements (coefficient of smoke formation from 50 to 500 m<sup>2</sup>/kg)*
- *class ДПк2 on smoke-forming ability by combustion (minimum luminous flux more than 60 %)*
- *corrosive class Кк2 of combustion products of non-metallic elements (the number of halogen hydrides less than 150 mg/g, pH more than 4.3, specific conductivity less than 10 μS/mm)*



## **ПвЭгПнг-НФ-10 3x240** **ТУ У 31.3-00214534-058:2007**

Power cables with copper conductors, flame-retardant and halogen-free, with XLPE, longitudinal screen sealing and polymer compound outer sheath

### **TECHNICAL SPECIFICATIONS**

|                                                                              |                 |                                              |
|------------------------------------------------------------------------------|-----------------|----------------------------------------------|
| Rated voltage                                                                | kV              | 10                                           |
| Maximum voltage                                                              | kV              | 12                                           |
| Number and rated area of conductors                                          | mm <sup>2</sup> | 3 x 240                                      |
| Insulation thickness                                                         | mm              | 3.4                                          |
| Minimum screen cross-section                                                 | mm <sup>2</sup> | 25                                           |
| Permissible short circuit current across the screen of minimum cross-section | kA              | 5.1                                          |
| Maximum permissible short-circuit current in core                            | kA              | 34.3                                         |
| Permissible continuous current rating *                                      |                 |                                              |
| • by aerial laying                                                           | A               | 531                                          |
| • by burial                                                                  | A               | 434                                          |
| Partial discharge factor for rated voltage, not more than                    | pC              | 6                                            |
| Maximum permissible conductor temperature                                    |                 |                                              |
| • Continuous                                                                 | °C              | +90                                          |
| • in emergency operation                                                     | °C              | +130                                         |
| • at short circuit                                                           | °C              | +250                                         |
| Operating temperature range                                                  | °C              | -60 ... +50                                  |
| Minimum bending radius by laying                                             | mm              | 1216                                         |
| Rated outer diameter of the cable (for reference) **                         | mm              | 76                                           |
| Cable weight (approximate)                                                   | kg/km           | 10990                                        |
| Rated factory cable length and gross weight of the delivery on the drums *** | m, t            | # 22УД-60: 319 • 4.4<br># 25УД-90: 443 • 6.4 |


**Notes:**

When ordering it is necessary to agree the factory length of the product with the manufacturer

\* Long permissible current loads are calculated for the following conditions: conductor temperature 90 °C, air temperature 30 °C, soil temperature 20 °C, load factor 1.0, thermal resistivity of soil 1.5 °K • m/W, laying depth in the ground 0.8 m, shields are grounded at both ends of the line

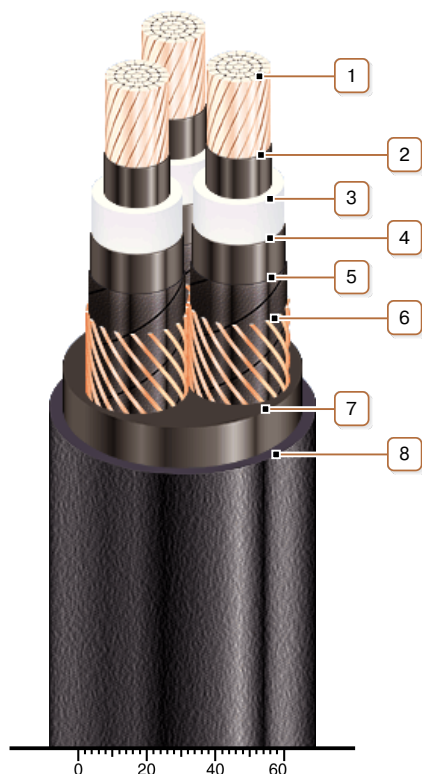
\*\* The external diameter may differ from the rated up to ± 10 %

\*\*\* Отклонение фактической массы брутто от указанного значения может составлять ± 7 %



## ПвЭгПнг-НФ-10 3x240 ТУ У 31.3-00214534-058:2007

Power cables with copper conductors, flame-retardant and halogen-free, with XLPE, longitudinal screen sealing and polymer compound outer sheath



### CONSTRUCTION

1. Copper multiwire compact conductor
2. Inner extruded semiconducting layer
3. XLPE insulation
4. Outer extruded semiconducting layer
5. Lapping layer of semiconductive swellable tape
6. Copper screen
7. Extruded filling of PVC compound
8. Polymer compound outer sheath: flame-retardant and halogen-free

*Note: It is possible to manufacture a cable with a fiber optic module built into the screen, including as a DTS system sensor*

*Note: It is possible to manufacture cable with extruded semiconductor layer along outer sheath*

*Note: Conductor twisting is not illustrated*