

АПВСП-220 1x1000 ТУ У 31.3-00214534-061:2008

Power cables with aluminium conductor, XLPE-insulated, lead-sheathed, with outer sheath of polyethylene

Technical cable requirements correspond to IEC 62067

Cables are used for laying:

- *in places, where small mechanical impacts on cable are possible, including tensile forces*
 - *in soil (trenches) with high corrosiveness*
 - *in damp, partially flooded premises*
 - *in ground with high humidity*
 - *in wetlands*
 - *in non-navigable waters*
 - *in the air, including cable structures, if provided the additional fire protection*
-

It is possible to manufacture cable with a segmented conductor

It is possible to manufacture cables with extruded semiconductor layer along outer sheath.

Order entry example:

АПВСП-П-220 1x1000/95 ТУ У 31.3-00214534-061:2008

An extruded semiconductor layer along outer sheath ensures the correct testing of cable line with sections of underground laying in polymer pipes.

It is possible to manufacture cables with an integrated fiber-optic module.

Order entry example:


АПВСП-220 1x1000/95 (OM) ТУ У 31.3-00214534-061:2008

In conjunction with the DTS system, the integrated fiber-optic module can act as a distributed cable line temperature sensor.

It is possible to manufacture cable with sealed conductor.

Order entry example:

АПВСП-220 1x1000/95 (r) ТУ У 31.3-00214534-061:2008



АПвСП-220 1x1000 ТУ У 31.3-00214534-061:2008

Power cables with aluminium conductor, XLPE-insulated, lead-sheathed, with outer sheath of polyethylene

TECHNICAL SPECIFICATIONS


Rated voltage	kV	220
Maximum voltage	kV	252
Conductor rated area	mm ²	1000
Sheath thickness	mm	3.6
Partial discharge factor for rated voltage, not more than	pC	6
Permissible short circuit current across the screen	kA	26.10
Maximum permissible short-circuit current in core	kA	94
Permissible continuous current rating by aerial laying *		
• in trefoil formation with double-side screen earthing	A	1092
• in trefoil formation with single-side screen earthing or cross screen earthing	A	1162
• plane with double-side screen earthing	A	1074
• plane with single-side screen earthing or cross screen earthing	A	1338
Permissible continuous current rating by burial *		
• in trefoil formation with double-side screen earthing	A	796
• in trefoil formation with single-side screen earthing or cross screen earthing	A	873
• plane with double-side screen earthing	A	703
• plane with single-side screen earthing or cross screen earthing	A	926
Maximum permissible conductor temperature		
• Continuous	°C	+90
• in emergency operation	°C	+130
• at short circuit	°C	+250
Operating temperature range	°C	-60 ... +50
Minimum bending radius by laying	mm	2625
Rated outer diameter of the cable (for reference) **	mm	105
Cable weight (approximate)	kg/km	22320

Notes:

When ordering it is necessary to agree the factory length of the product with the manufacturer

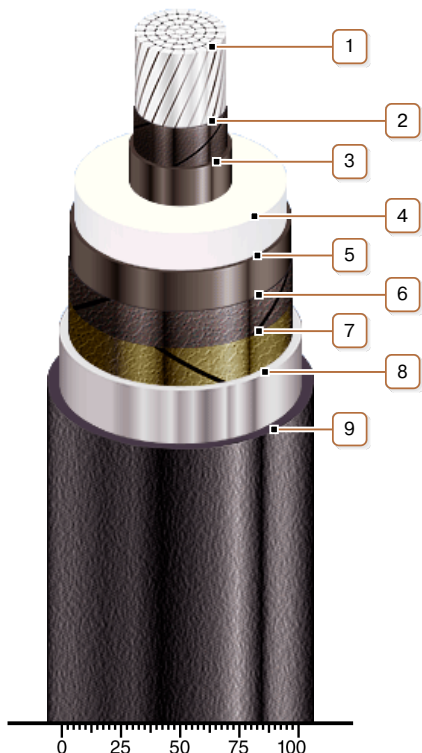
* Long permissible current loads are calculated for the following conditions: conductor temperature 90 °C, air temperature 30 °C, soil temperature 20 °C, load factor 1.0, thermal resistivity of soil 1.0 °K·m/W, laying depth in the ground 1.5 m, while laying in flat formation the distance between cables in clear is equal to the cable diameter, while laying in trefoil formation cables are laid side by side

** The external diameter may differ from the rated up to ± 10 %



АПвСП-220 1x1000 ТУ У 31.3-00214534-061:2008

Power cables with aluminium conductor, XLPE-insulated, lead-sheathed, with outer sheath of polyethylene



CONSTRUCTION

1. Aluminium multiwire compacted conductor

Notes:

- It is possible to manufacture cable with a segmented conductor
- It is possible to manufacture cable with sealed conductor.

2. Lapping layer of semiconductive swellable tape

3. Inner extruded semiconducting layer

4. XLPE insulation

5. Outer extruded semiconducting layer

6. Lapping layer of semiconductive swellable tape

7. Lapping layer of semiconductive tape

8. Lead sheath

9. Outer sheath of polyethylene or polyethylene copolymer

Note: It is possible to manufacture cable with extruded semiconductor layer along outer sheath